

WiFi MOBILE APP DOWNLOADS

**ViewTech Borescopes VJ-4 Features WiFi Connection Capability**  
Wirelessly transmit a live inspection to nearby mobile devices.

 WiFi Enabled



**RECOMMENDED APP DOWNLOADS**



**iPhones & iPads**

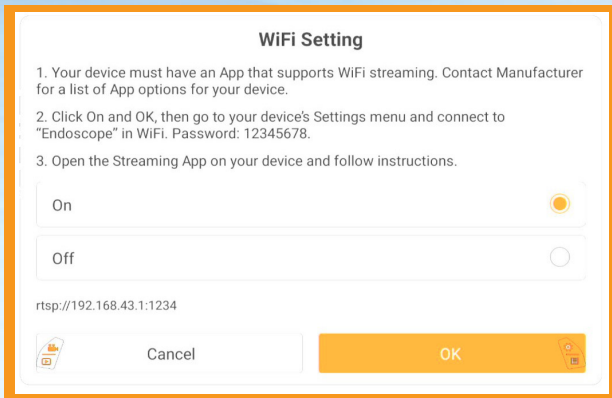


**Android Phones & Tablets**

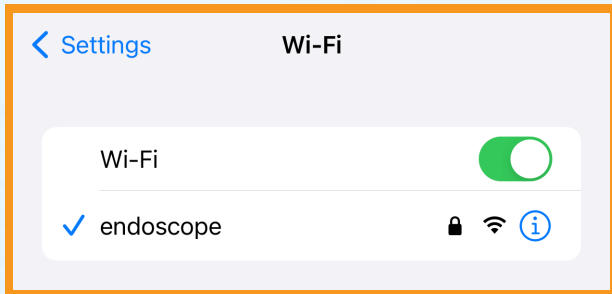
## WiFi iPhone & iPad APP INSTRUCTIONS



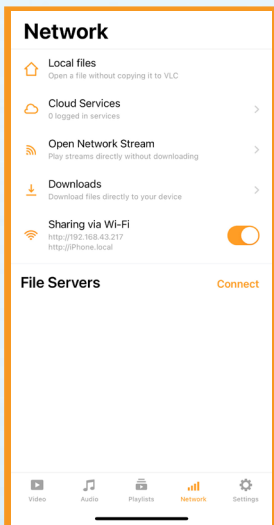
VJ-4 WiFi Screen Setting



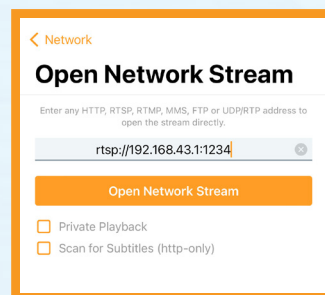
iPhone & iPad WiFi Settings




App Network Prompt



App Network Stream Address



1. After downloading the VLC Media Player app in the adjacent QR code, start by turning on the VJ-4, navigating to the System Settings Menu and selecting "On" under the WiFi Setting 

2. On the iPhone or iPad select "Endoscope" as the WiFi source and enter the Endoscope WiFi password of "12345678"

3. Open the downloaded VLC Media Player app and click the "Network" prompt

4. Select "Open Network Stream" and enter the address "rtsp://192.168.43.1:1234"

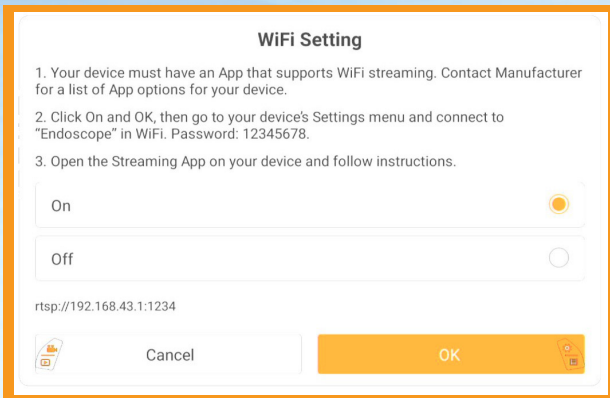
5. The inspection feed from the VJ-4 will be displayed on the VLC Media Player app



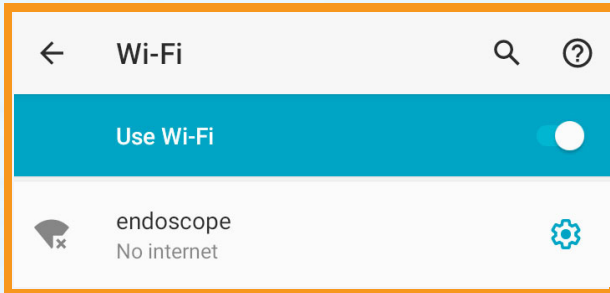
## WiFi Android Phone & Tablet APP INSTRUCTIONS



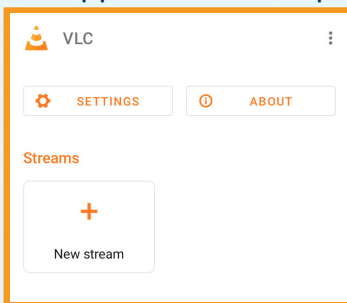
### VJ-4 WiFi Screen Setting



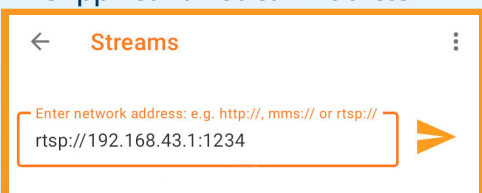
### Android Phone & Tablet WiFi Settings




### VLC App Network Prompt



### VLCAppNetworkStreamAddress



1. After downloading the VLC Media Player app in the adjacent QR code, start by turning on the VJ-4, navigating to the System Settings Menu and selecting "On" under the WiFi Setting 

2. On the Android Phone or Tablet select "Endoscope" as the WiFi source and enter the Endoscope WiFi password of "12345678"

3. Open the downloaded VLC Media Player app and click "New Stream"

4. Enter the network address "rtsp://192.168.43.1:1234"

5. The inspection feed from the VJ-4 will be displayed on the VLC Media Player app

